

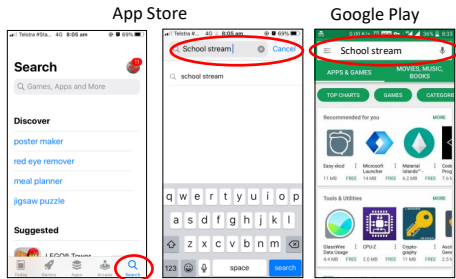



## Install School Stream

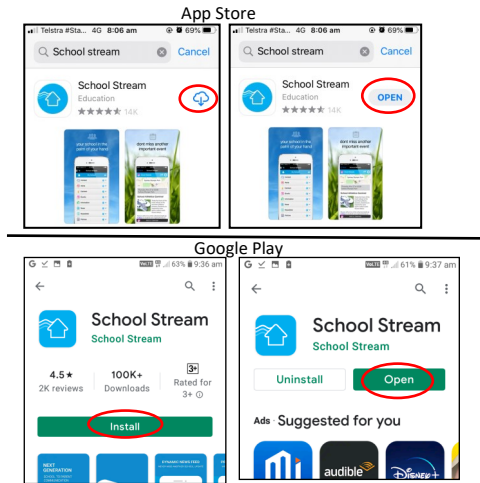
1. Now go to Google Play  or App Store 
2. On Google play home screen—Type ‘School Stream’ and search
3. On App Store click on search at the bottom
4. Type ‘School Stream’ on the search box



1

## Install School Stream

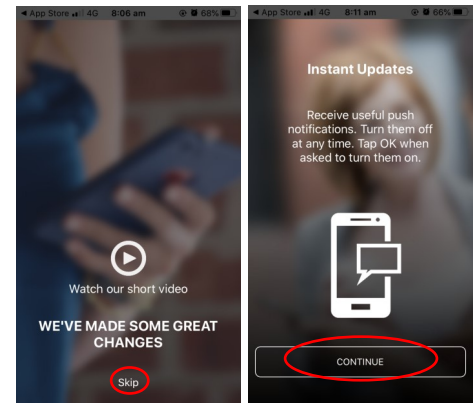
5. Install app  “School Stream”
6. Open the app when it’s installed



2

## Install School Stream

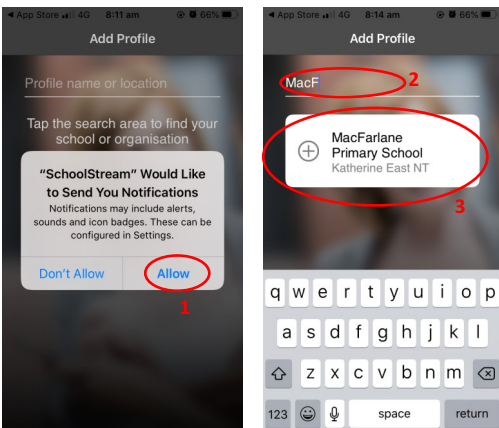
7. Click on SKIP on first window appears
8. Click on CONTINUE



3

## Install School Stream

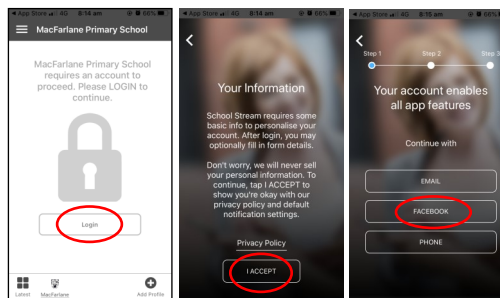
9. Click on “Allow” for Notifications
10. On the profile name space type “ MacFarlane’ . When you see the School name click on it.



4

## Install School Stream

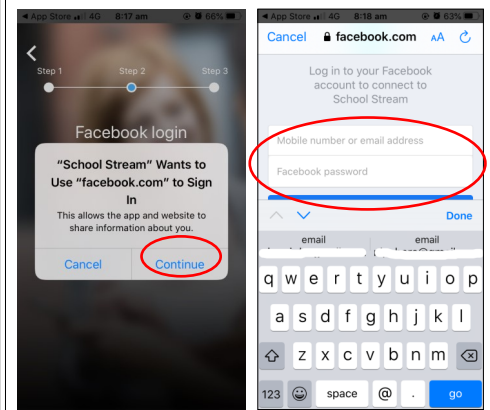
11. Click on “ Login”
12. Click on “ I ACCEPT”
13. Choose Facebook (Choose Phone, only if you can’t remember Facebook credentials— Go to page 8 for login with phone )



5


## Install School Stream

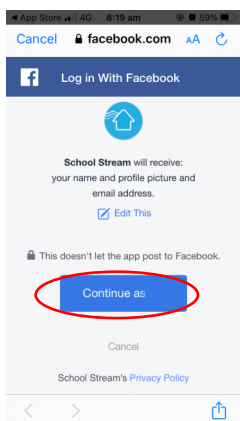
14. Click on Continue
15. Enter the email ID and FB password.



6

## Install School Stream

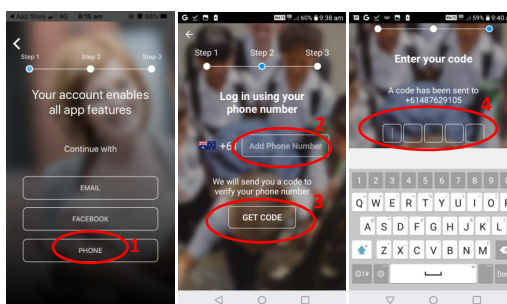
16. Click on “Continue as XXXXX”
17. You have school stream on the phone 



7


## Install School Stream

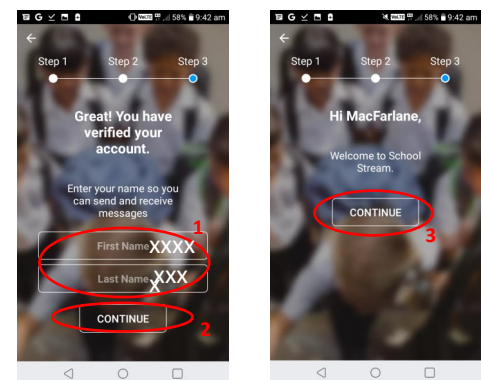
- If you choose PHONE at step 13
18. Choose “PHONE” from the list
  19. Type the phone no. of the parent’s phone
  20. Click on “GET CODE”
  21. In messages you’ll receive a code. Type that code in to the boxes and click done



8

## Install School Stream

- 22 . Type First Name and Last Name
23. Click on “CONTINUE”
24. Again click on “CONTINUE” on next screen
25. You have school stream on the phone 



9